

**CITY OF BROWNWOOD
BUDGET TOTALS**

	FY 15/16 ADOPTED	FY 16/17 ADOPTED	AMOUNT CHANGED	% CHANGED
FUND SOURCES:				
General Fund	15,681,445	15,928,154	246,709	1.57%
Utility Fund	10,254,135	10,427,466	173,331	1.69%
Sanitation Fund	4,895,850	5,138,500	242,650	4.96%
Airport Fund	757,000	760,800	3,800	0.50%
Pecan Station Fund	18,500	16,948	(1,552)	-8.39%
Tax Supported Bond Fnds	<u>1,159,247</u>	<u>1,308,766</u>	<u>149,519</u>	<u>12.90%</u>
Total Revenue	<u><u>32,766,177</u></u>	<u><u>33,580,634</u></u>	<u><u>814,457</u></u>	<u><u>2.49%</u></u>
 FUND USES:				
General Fund	17,130,272	17,798,976	668,704	3.90%
Utility Fund	8,915,269	8,851,132	(64,137)	-0.72%
Sanitation Fund	4,435,493	4,568,327	132,834	2.99%
Airport Fund	1,107,396	1,036,485	(70,911)	-6.40%
Pecan Station Fund	18,500	16,948	(1,552)	-8.39%
Tax Supported Bond Fnds	<u>1,159,247</u>	<u>1,308,766</u>	<u>149,519</u>	<u>12.90%</u>
Total Expenses	<u><u>32,766,177</u></u>	<u><u>33,580,634</u></u>	<u><u>814,457</u></u>	<u><u>2.49%</u></u>
 Net Budget Balance	 <u><u>-</u></u>	 <u><u>-</u></u>	 <u><u>-</u></u>	

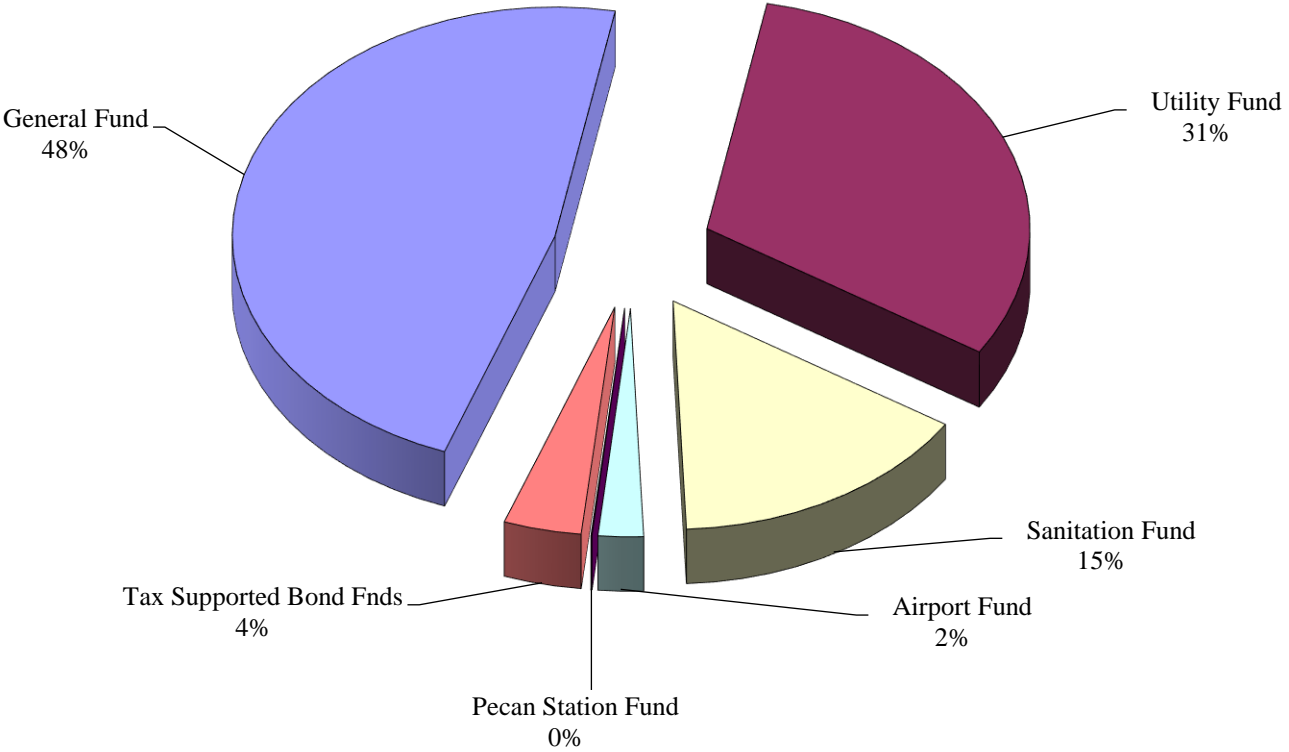
**CITY OF BROWNWOOD
BUDGET TOTALS BY FUND**

	FY 15/16 ADOPTED	FY 16/17 ADOPTED	AMOUNT CHANGED	% CHANGED
GENERAL FUND				
Revenue	15,681,445	15,928,154	246,709	1.57%
Expenditures	<u>17,130,272</u>	<u>17,798,976</u>	<u>668,704</u>	3.90%
Net Deficit	(1,448,827)	(1,870,822)	(421,995)	
Trans fr Util & San Fds	<u>1,448,827</u>	<u>1,870,822</u>	<u>421,995</u>	
General Fund Balance	<u>-</u>	<u>-</u>	<u>-</u>	
UTILITY FUND				
Revenue	10,254,135	10,427,466	173,331	1.69%
Expenses	<u>8,915,269</u>	<u>8,851,132</u>	<u>(64,137)</u>	-0.72%
Net Surplus	1,338,866	1,576,334	237,468	
Trans to Gen & Airp Fds	<u>(1,338,866)</u>	<u>(1,576,334)</u>	<u>(237,468)</u>	
Utility Fund Balance	<u>-</u>	<u>-</u>	<u>-</u>	
SANITATION FUND				
Revenue	4,895,850	5,138,500	242,650	4.96%
Expenses	<u>4,435,493</u>	<u>4,568,327</u>	<u>132,834</u>	2.99%
Net Surplus	460,357	570,173	109,816	
Trans to Gen & Airp Fds	<u>(460,357)</u>	<u>(570,173)</u>	<u>(109,816)</u>	
Sanitation Fd Balance	<u>-</u>	<u>-</u>	<u>-</u>	

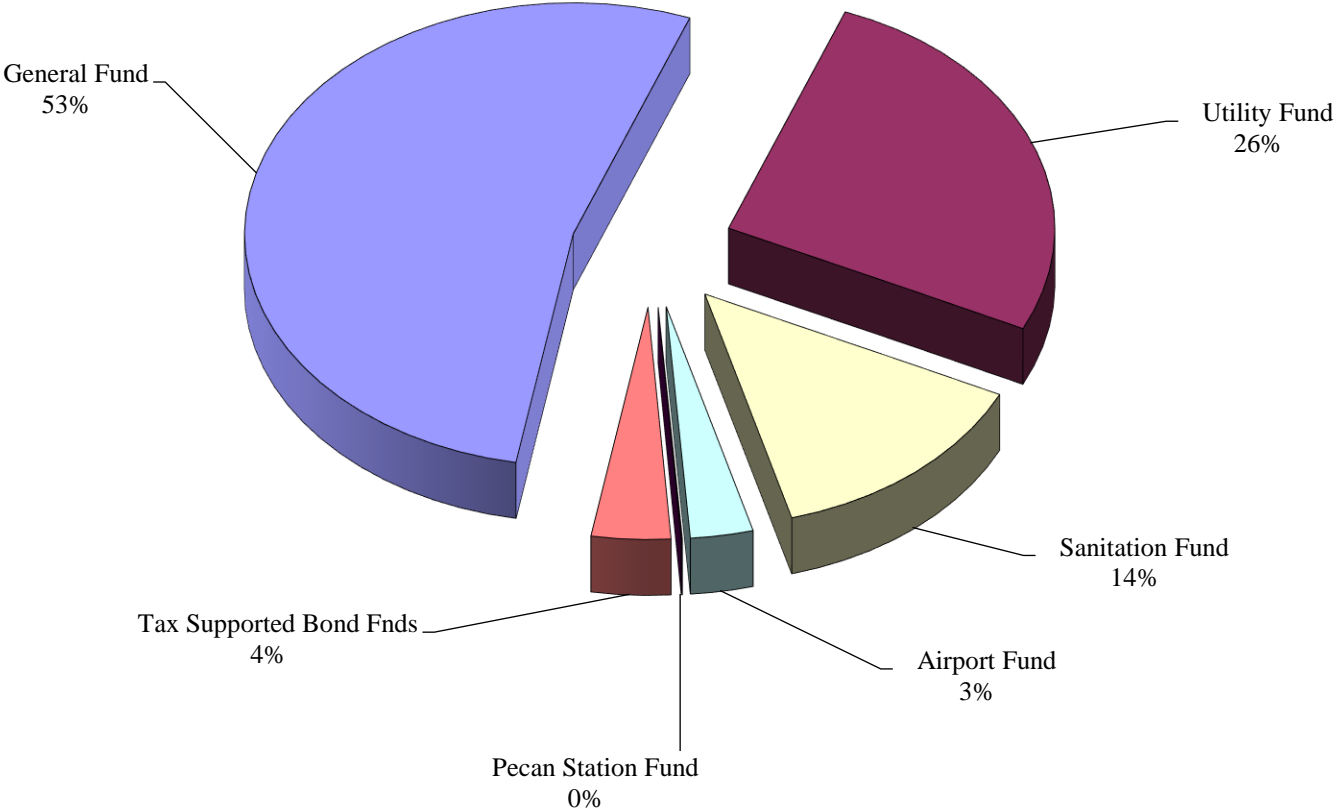
**CITY OF BROWNWOOD
BUDGET TOTALS BY FUND**

	FY 15/16 ADOPTED	FY 16/17 ADOPTED	AMOUNT CHANGED	% CHANGED
AIRPORT FUND				
Revenue	757,000	760,800	3,800	0.50%
Expenses	<u>1,107,396</u>	<u>1,036,485</u>	<u>(70,911)</u>	-6.40%
Net Deficit	(350,396)	(275,685)	74,711	
Trans fr Util & San Fds	<u>350,396</u>	<u>275,685</u>	<u>(74,711)</u>	
Airport Fd Balance	<u>-</u>	<u>-</u>	<u>-</u>	

Total Budgeted Revenue FY 16/17

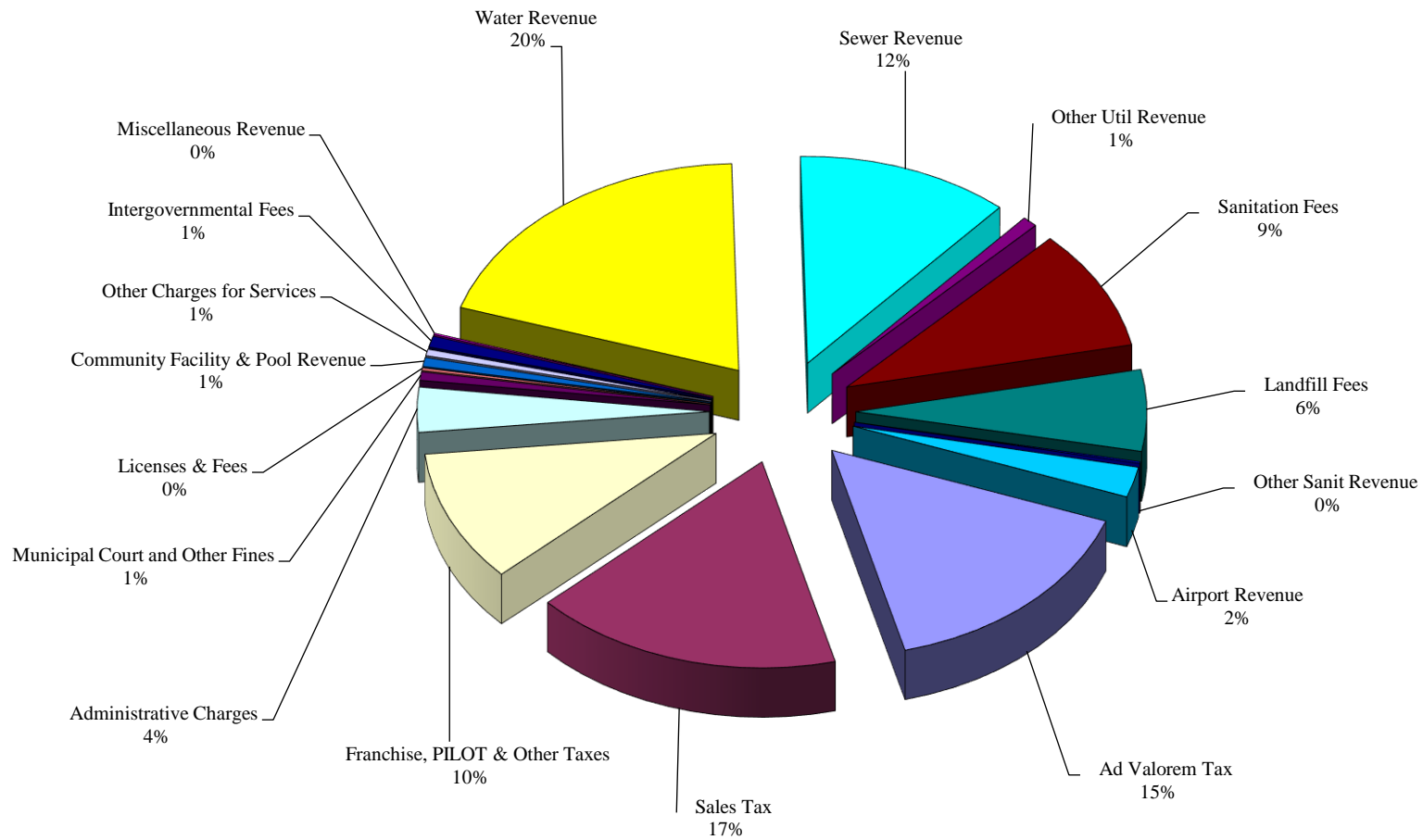


Total Budgeted Expenses FY 16/17



REVENUE	FY 15/16 <u>ADOPTED</u>	FY 16/17 <u>ADOPTED</u>	Amount <u>Change</u>	% <u>Change</u>
General Fund Revenue				
Ad Valorem Tax	4,922,805	4,973,102	50,297	1.02%
Sales Tax	5,310,000	5,522,300	212,300	4.00%
Franchise, PILOT & Other Taxes	3,407,600	3,320,200	(87,400)	-2.56%
Administrative Charges	1,129,200	1,129,200	-	0.00%
Municipal Court and Other Fines	188,000	213,000	25,000	13.30%
Licenses & Fees	65,500	63,800	(1,700)	-2.60%
Community Facility & Pool Revenue	230,000	226,000	(4,000)	-1.74%
Other Charges for Services	144,900	161,500	16,600	11.46%
Intergovernmental Fees	257,690	282,552	24,862	9.65%
Miscellaneous Revenue	<u>25,750</u>	<u>36,500</u>	<u>10,750</u>	<u>41.75%</u>
Total General Fund Revenue	<u>15,681,445</u>	<u>15,928,154</u>	<u>246,709</u>	<u>1.57%</u>
Utility Fund Revenue				
Water Revenue	6,155,735	6,345,166	189,431	3.08%
Sewer Revenue	3,840,700	3,810,000	(30,700)	-0.80%
Other Util Revenue	<u>257,700</u>	<u>272,300</u>	<u>14,600</u>	<u>5.67%</u>
Total Utility Fund Revenue	<u>10,254,135</u>	<u>10,427,466</u>	<u>173,331</u>	<u>1.69%</u>
Sanitation Fund Revenue				
Sanitation Fees	3,000,000	3,050,000	50,000	1.67%
Landfill Fees	1,860,000	2,050,000	190,000	10.22%
Other Sanit Revenue	<u>35,850</u>	<u>38,500</u>	<u>2,650</u>	<u>7.39%</u>
Total Sanitation Fund Revenue	<u>4,895,850</u>	<u>5,138,500</u>	<u>242,650</u>	<u>4.96%</u>
Airport Revenue	<u>757,000</u>	<u>760,800</u>	<u>3,800</u>	<u>0.50%</u>

Revenues FY 16/17



EXPENSES

	FY 15/16	FY 16/17	Amount	%
	<u>ADOPTED</u>	<u>ADOPTED</u>	<u>Change</u>	<u>Change</u>
General Fund Expenditures				
City Council	83,875	76,799	(7,076)	-8.44%
Administration	216,072	251,607	35,535	16.45%
City Secretary	102,078	108,981	6,903	6.76%
Finance	339,417	353,767	14,350	4.23%
Mun Court	343,535	310,029	(33,506)	-9.75%
Police	4,763,862	4,863,873	100,011	2.10%
Fire	3,011,971	3,188,808	176,837	5.87%
Dev Serv	712,920	820,566	107,646	15.10%
Street	1,857,300	1,841,075	(16,225)	-0.87%
Health	278,007	280,444	2,437	0.88%
Comm Serv	601,993	625,559	23,566	3.91%
Intergov	231,815	228,560	(3,255)	-1.40%
Util Billing	252,745	253,950	1,205	0.48%
Comm Facilities	445,099	444,297	(802)	-0.18%
Oper Support	158,250	156,119	(2,131)	-1.35%
Purchasing	192,699	171,647	(21,052)	-10.92%
Parks & Rec	1,309,952	1,461,541	151,589	11.57%
Fleet Serv	500,314	561,501	61,187	12.23%
City Attorney	193,705	200,307	6,602	3.41%
Public Works	457,618	562,572	104,954	22.93%
Emer Mgmt	27,970	26,440	(1,530)	-5.47%
Human Res	259,130	265,842	6,712	2.59%
Fire Marshal	176,260	139,738	(36,522)	-20.72%
Contingency	(10,000)	(82,000)	(72,000)	720.00%
Infor Tech	491,134	523,981	32,847	6.69%
Transp Mus	132,551	162,973	30,422	22.95%
Total Expenditures	<u>17,130,272</u>	<u>17,798,976</u>	<u>668,704</u>	<u>3.90%</u>

EXPENSES (page 2)

	<u>FY 15/16</u>	<u>FY 16/17</u>	<u>Amount</u>	<u>%</u>
	<u>ADOPTED</u>	<u>ADOPTED</u>	<u>Change</u>	<u>Change</u>
Utility Fund Expenses				
Water	5,703,765	5,742,705	38,940	0.68%
WWC	1,661,039	1,669,824	8,785	0.53%
WWTP	<u>1,550,465</u>	<u>1,438,603</u>	<u>(111,862)</u>	<u>-7.21%</u>
Total Expenses	<u>8,915,269</u>	<u>8,851,132</u>	<u>(64,137)</u>	<u>-0.72%</u>
Sanitation Fund Expenses				
Sanitation	2,016,407	2,074,411	58,004	2.88%
Landfill	<u>2,419,086</u>	<u>2,493,916</u>	<u>74,830</u>	<u>3.09%</u>
Total Expenses	<u>4,435,493</u>	<u>4,568,327</u>	<u>132,834</u>	<u>2.99%</u>
Airport	<u>1,107,396</u>	<u>1,036,485</u>	<u>(70,911)</u>	<u>-6.40%</u>

**CITY OF BROWNWOOD
FY 16/17 BUDGET NOTES**

GENERAL FUND:

PROPERTY VALUATIONS AND RATES:

FY 15/16 VALUATIONS:	814,960,673	
FY 16/17 VALUATIONS:	<u>845,462,662</u>	
NET INCREASE		<u>30,501,989</u>
% INCREASE		<u>3.74%</u>

FY 15/16 CURRENT TAX RATE:	0.7463	
FY 16/17 PROPOSED TAX RATE:	<u>0.7463</u>	
DIFFERENCE		<u>0</u>
% DIFFERENCE		<u>0.00%</u>

FY 16/17 PROPERTY SUBJECT TO FREEZE	<u>111,401,809</u>	
TAX IF NOT FROZEN	831,392	
FROZEN TAX ASSESSMENT	<u>803,572</u>	
LOSS DUE TO FREEZE		<u>27,820</u>

FY 15/16 TAX LEVY	6,082,052	
FY 16/17 PROPOSED TAX LEVY	<u>6,281,868</u>	
DIFFERENCE		<u>199,816</u>
		<u>3.29%</u>

**CITY OF BROWNWOOD
FY 16/17 BUDGET NOTES [Page 2]**

UTILITY FUND:

Water Rates:

Consumption Rate:

The Brown County Water Improvement District is increasing their wholesale water rate to the City by 8.23%. We are proposing an increase of 5.4% in our retail water rate to cover this cost. The rate would go from \$2.22 per hundred cubic feet to \$2.34, an increase of 12¢ per hundred cubic feet.

Base Rate:

No changes are proposed

Sewer Rates:

No changes are proposed

SANITATION FUND:

No changes are proposed to sanitation rates or fees at the landfill