

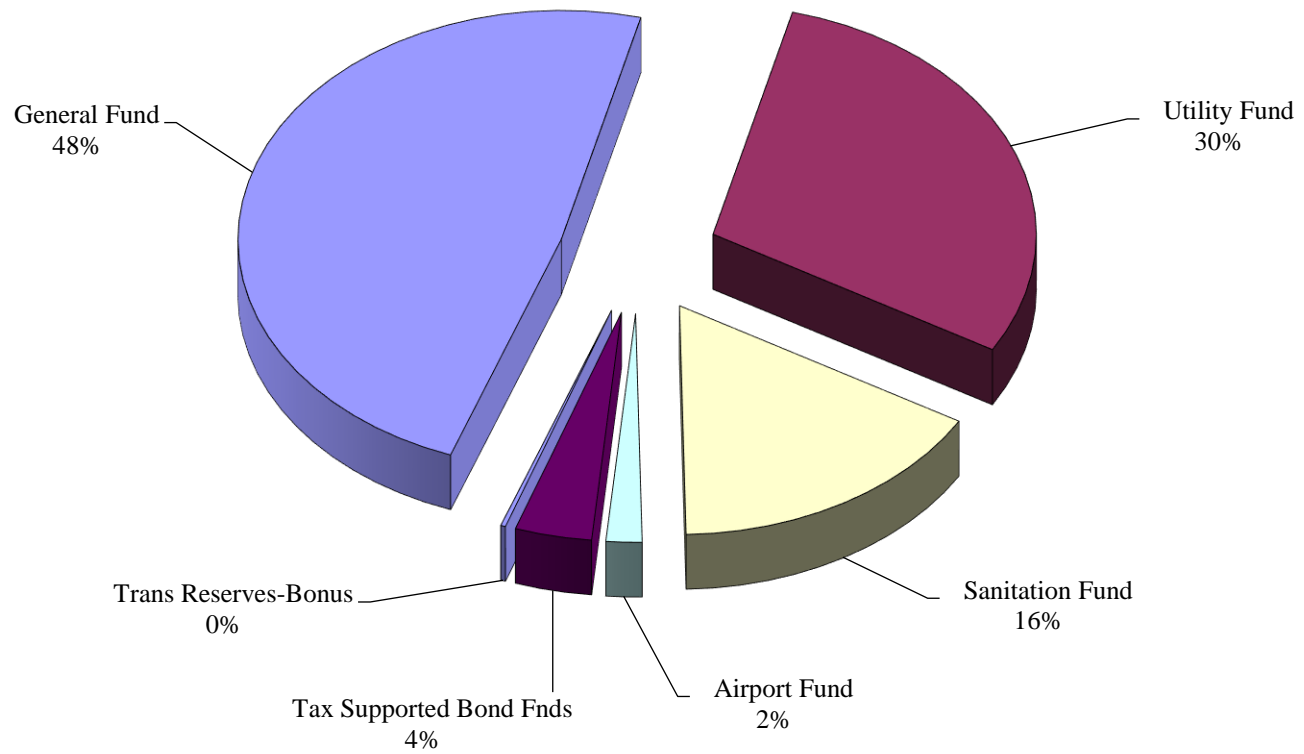
## CITY OF BROWNWOOD BUDGET TOTALS

	FY 17/18 ADOPTED	FY 18/19 COUNCIL APPROVED	AMOUNT CHANGED	% CHANGED
<b>FUND SOURCES:</b>				
General Fund	16,054,740	17,106,486	1,051,746	6.55%
Utility Fund	10,477,516	10,404,480	(73,036)	-0.70%
Sanitation Fund	5,682,000	5,752,105	70,105	1.23%
Airport Fund	709,000	634,000	(75,000)	-10.58%
Tax Supported Bond Fnds	1,403,042	1,358,194	(44,848)	-3.20%
Trans Reserves-Bonus	-	86,000	86,000	
<b>Total Revenue</b>	<u>34,326,298</u>	<u>35,341,265</u>	<u>1,014,967</u>	<u>2.96%</u>
<b>FUND USES:</b>				
General Fund	18,305,591	19,147,373	841,782	4.60%
Utility Fund	9,069,803	8,992,399	(77,404)	-0.85%
Sanitation Fund	4,541,110	4,828,286	287,176	6.32%
Airport Fund	1,006,752	1,015,013	8,261	0.82%
Tax Supported Bond Fnds	1,403,042	1,358,194	(44,848)	-3.20%
<b>Total Expenses</b>	<u>34,326,298</u>	<u>35,341,265</u>	<u>1,014,967</u>	<u>2.96%</u>
<b>Net Budget Balance</b>	<u>-</u>	<u>-</u>	<u>-</u>	

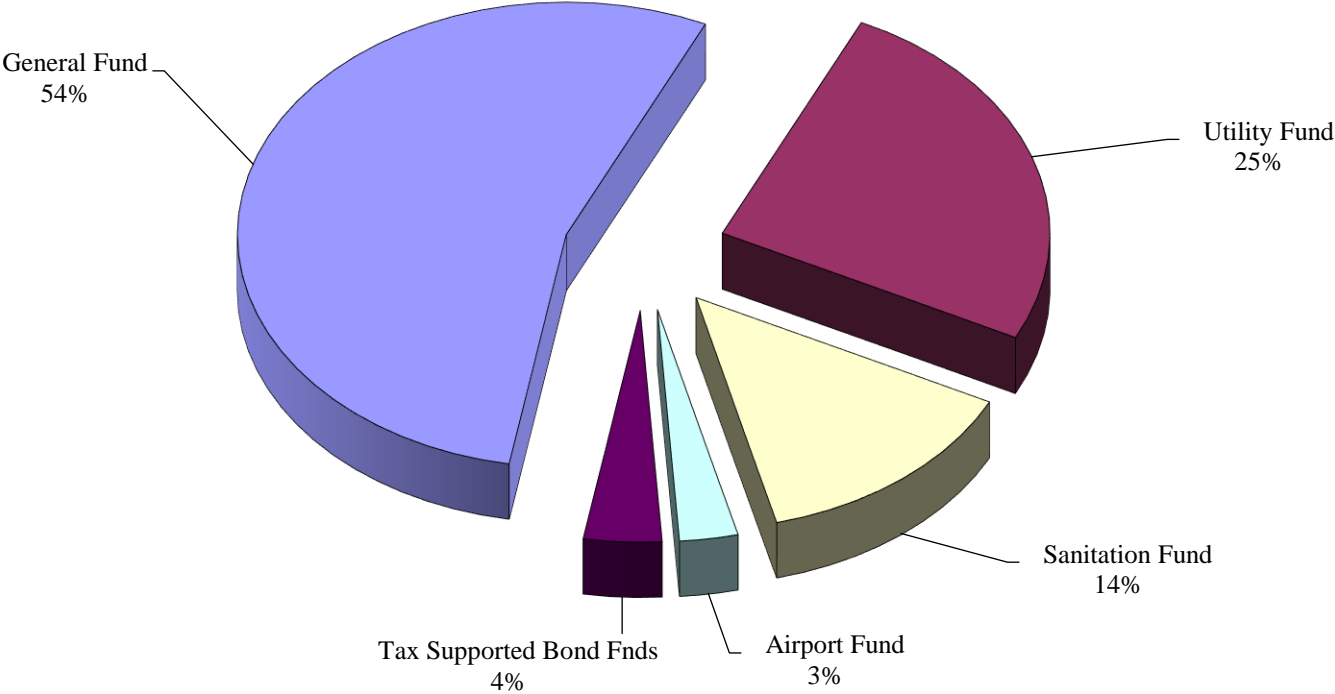
**CITY OF BROWNWOOD  
BUDGET TOTALS BY FUND**

	FY 17/18 ADOPTED	FY 18/19 COUNCIL APPROVED	AMOUNT CHANGED	% CHANGED
<b>GENERAL FUND</b>				
Revenue	16,054,740	17,106,486	1,051,746	6.55%
Expenditures	<u>18,305,591</u>	<u>19,147,373</u>	<u>841,782</u>	4.60%
Net Deficit	<u>(2,250,851)</u>	<u>(2,040,887)</u>	<u>209,964</u>	
<b>UTILITY FUND</b>				
Revenue	10,477,516	10,404,480	(73,036)	-0.70%
Expenses	<u>9,069,803</u>	<u>8,992,399</u>	<u>(77,404)</u>	-0.85%
Net Surplus (Deficit)	<u>1,407,713</u>	<u>1,412,081</u>	<u>4,368</u>	
<b>SANITATION FUND</b>				
Revenue	5,682,000	5,752,105	70,105	1.23%
Expenses	<u>4,541,110</u>	<u>4,828,286</u>	<u>287,176</u>	6.32%
Net Surplus	<u>1,140,890</u>	<u>923,819</u>	<u>(217,071)</u>	
<b>AIRPORT FUND</b>				
Revenue	709,000	634,000	(75,000)	-10.58%
Expenses	<u>1,006,752</u>	<u>1,015,013</u>	<u>8,261</u>	0.82%
Net Deficit	<u>(297,752)</u>	<u>(381,013)</u>	<u>(83,261)</u>	

## Total Budgeted Revenue FY 18/19

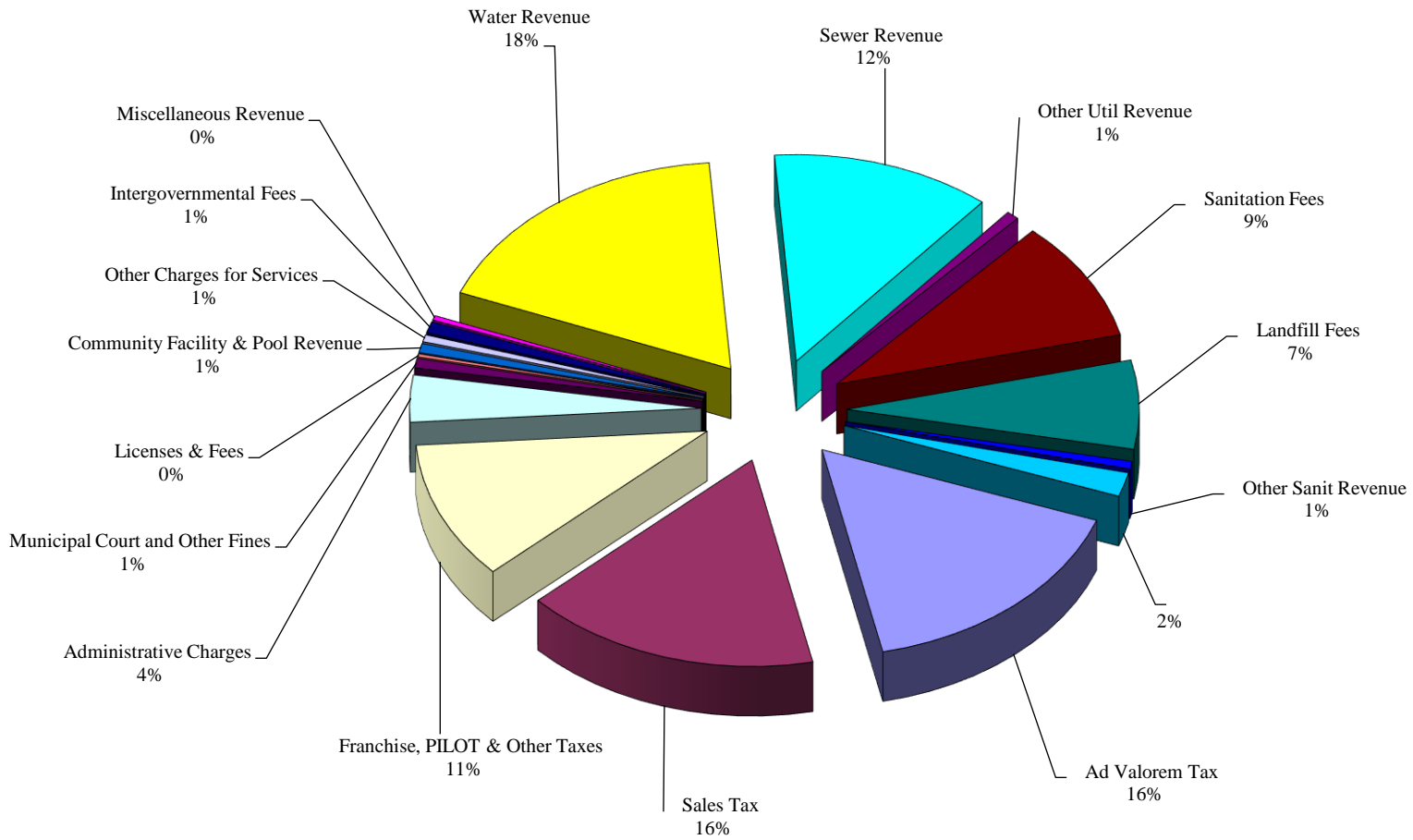


# Total Budgeted Expenses FY 18/19



<b>REVENUE</b>	<b>FY 17/18</b>	<b>FY 18/19</b>	<b>Amount</b>	<b>%</b>
	<u>ADOPTED</u>	<u>COUNCIL APPROVED</u>	<u>Change</u>	<u>Change</u>
<b>General Fund Revenue</b>				
Ad Valorem Tax	5,445,935	5,458,581	12,646	0.23%
Sales Tax	5,110,000	5,580,000	470,000	9.20%
Franchise, PILOT & Other Taxes	3,251,000	3,658,900	407,900	12.55%
Administrative Charges	1,129,200	1,241,600	112,400	9.95%
Municipal Court and Other Fines	298,000	250,000	(48,000)	-16.11%
Licenses & Fees	73,200	77,000	3,800	5.19%
Community Facility & Pool Revenue	226,000	239,500	13,500	5.97%
Other Charges for Services	183,000	182,300	(700)	-0.38%
Intergovernmental Fees	283,405	298,605	15,200	5.36%
Miscellaneous Revenue	<u>55,000</u>	<u>120,000</u>	<u>65,000</u>	118.18%
<b>Total General Fund Revenue</b>	<u><b>16,054,740</b></u>	<u><b>17,106,486</b></u>	<u><b>1,051,746</b></u>	<b>6.55%</b>
<b>Utility Fund Revenue</b>				
Water Revenue	6,022,461	6,027,766	5,305	0.09%
Sewer Revenue	4,180,355	4,138,414	(41,941)	-1.00%
Other Util Revenue	<u>274,700</u>	<u>238,300</u>	<u>(36,400)</u>	-13.25%
<b>Total Utility Fund Revenue</b>	<u><b>10,477,516</b></u>	<u><b>10,404,480</b></u>	<u><b>(73,036)</b></u>	<b>-0.70%</b>
<b>Sanitation Fund Revenue</b>				
Sanitation Fees	3,224,000	3,200,000	(24,000)	-0.74%
Landfill Fees	2,400,000	2,350,000	(50,000)	-2.08%
Other Sanit Revenue	<u>58,000</u>	<u>202,105</u>	<u>144,105</u>	248.46%
<b>Total Sanitation Fund Revenue</b>	<u><b>5,682,000</b></u>	<u><b>5,752,105</b></u>	<u><b>70,105</b></u>	<b>1.23%</b>
<b>Airport Revenue</b>	<u><b>709,000</b></u>	<u><b>634,000</b></u>	<u><b>(75,000)</b></u>	<b>-10.58%</b>

# Revenues FY 18/19



<b>EXPENSES</b>	<b>FY 17/18</b>	<b>FY 18/19</b>	<b>Amount</b>	<b>%</b>
	<u>ADOPTED</u>	<u>COUNCIL APPROVED</u>	<u>Change</u>	<u>Change</u>
<b>General Fund Expenditures</b>				
City Council	62,205	58,677	(3,528)	-5.67%
Administration	257,994	267,764	9,770	3.79%
City Secretary	109,309	112,306	2,997	2.74%
Finance	357,205	368,780	11,575	3.24%
Mun Court	312,753	324,239	11,486	3.67%
Police	5,009,815	5,075,230	65,415	1.31%
Fire	3,358,689	3,576,899	218,210	6.50%
Dev Serv	873,779	883,732	9,953	1.14%
Street	1,818,980	1,897,644	78,664	4.32%
Health	285,614	272,918	(12,696)	-4.45%
Comm Serv	619,596	631,550	11,954	1.93%
Intergov	232,444	252,657	20,213	8.70%
Util Billing	281,419	305,656	24,237	8.61%
Comm Facilities	421,881	455,525	33,644	7.97%
Oper Support	163,180	165,586	2,406	1.47%
Purchasing	174,968	178,570	3,602	2.06%
Parks & Rec	1,546,185	1,617,257	71,072	4.60%
Fleet Serv	569,068	701,619	132,551	23.29%
City Attorney	196,057	202,166	6,109	3.12%
Public Works	579,661	592,990	13,329	2.30%
Emer Mgmt	18,425	21,260	2,835	15.39%
Human Res	267,690	286,831	19,141	7.15%
Fire Marshal	146,519	147,846	1,327	0.91%
Contingency	(79,300)	(14,000)	65,300	-82.35%
Infor Tech	538,550	581,174	42,624	7.91%
Transp Mus	182,905	182,497	(408)	-0.22%
<b>Total Expenditures</b>	<b><u>18,305,591</u></b>	<b><u>19,147,373</u></b>	<b><u>841,782</u></b>	<b>4.60%</b>

**EXPENSES (page 2)**

	<b>FY 17/18</b>	<b>FY 18/19</b>	<b>Amount</b>	<b>%</b>
	<u><b>ADOPTED</b></u>	<u><b>COUNCIL APPROVED</b></u>	<u><b>Change</b></u>	<u><b>Change</b></u>
<b>Utility Fund Expenses</b>				
Water	5,454,377	5,533,726	79,349	1.45%
WWC	1,808,482	1,796,437	(12,045)	-0.67%
WWTP	<u>1,806,944</u>	<u>1,662,236</u>	<u>(144,708)</u>	<u>-8.01%</u>
Total Expenses	<u>9,069,803</u>	<u>8,992,399</u>	<u>(77,404)</u>	<u>-0.85%</u>
<b>Sanitation Fund Expenses</b>				
Sanitation	2,183,692	2,220,182	36,490	1.67%
Landfill	<u>2,357,418</u>	<u>2,608,104</u>	<u>250,686</u>	<u>10.63%</u>
Total Expenses	<u>4,541,110</u>	<u>4,828,286</u>	<u>287,176</u>	<u>6.32%</u>
<b>Airport</b>	<u>1,006,752</u>	<u>1,015,013</u>	<u>8,261</u>	<u>0.82%</u>



**CITY OF BROWNWOOD  
FY 18/19 BUDGET NOTES**

**GENERAL FUND:**

**PROPERTY VALUATIONS AND RATES:**

**FY 17/18 VALUATIONS: 864,054,487**

**FY 18/19 VALUATIONS: 878,698,518**

**NET INCREASE 14,644,031**

**% INCREASE 1.69%**

**FY 17/18 CURRENT TAX RATE: 0.7946**

**FY 18/19 PROPOSED TAX RATE: 0.7869**

**DIFFERENCE -0.0077**

**% DIFFERENCE -0.97%**

**FY 17/18 PROPERTY  
SUBJECT TO FREEZE**

**113,337,767**

**TAX IF NOT FROZEN**

**900,582**

**FROZEN TAX ASSESSMENT**

**807,468**

**LOSS DUE TO FREEZE**

**93,114**

**FY 18/19 PROPERTY  
SUBJECT TO FREEZE**

**114,578,467**

**TAX IF NOT FROZEN**

**901,618**

**FROZEN TAX ASSESSMENT**

**803,914**

**LOSS DUE TO FREEZE**

**97,704**

**FY 17/18 TAX LEVY**

**6,772,663**

**FY 18/19 PROPOSED TAX LEVY**

**6,816,775**

**DIFFERENCE 44,112**

**0.65%**

**CITY OF BROWNWOOD  
FY 18/19 BUDGET NOTES [Page 2]**

**UTILITY FUND:**

**Water Rates:**

**Consumption Rate:**

**The Brown County Water Improvement District is increasing their wholesale water rate to the City by .92% from \$1.6495 per thousand gallons to \$1.6647.**

**We are not proposing any increase in our retail water rate to cover this cost.**

**Base Rate:**

**No changes are proposed**

**Sewer Rates:**

**No changes are proposed**

**SANITATION FUND:**

**No changes are proposed to sanitation rates or fees at the landfill**