

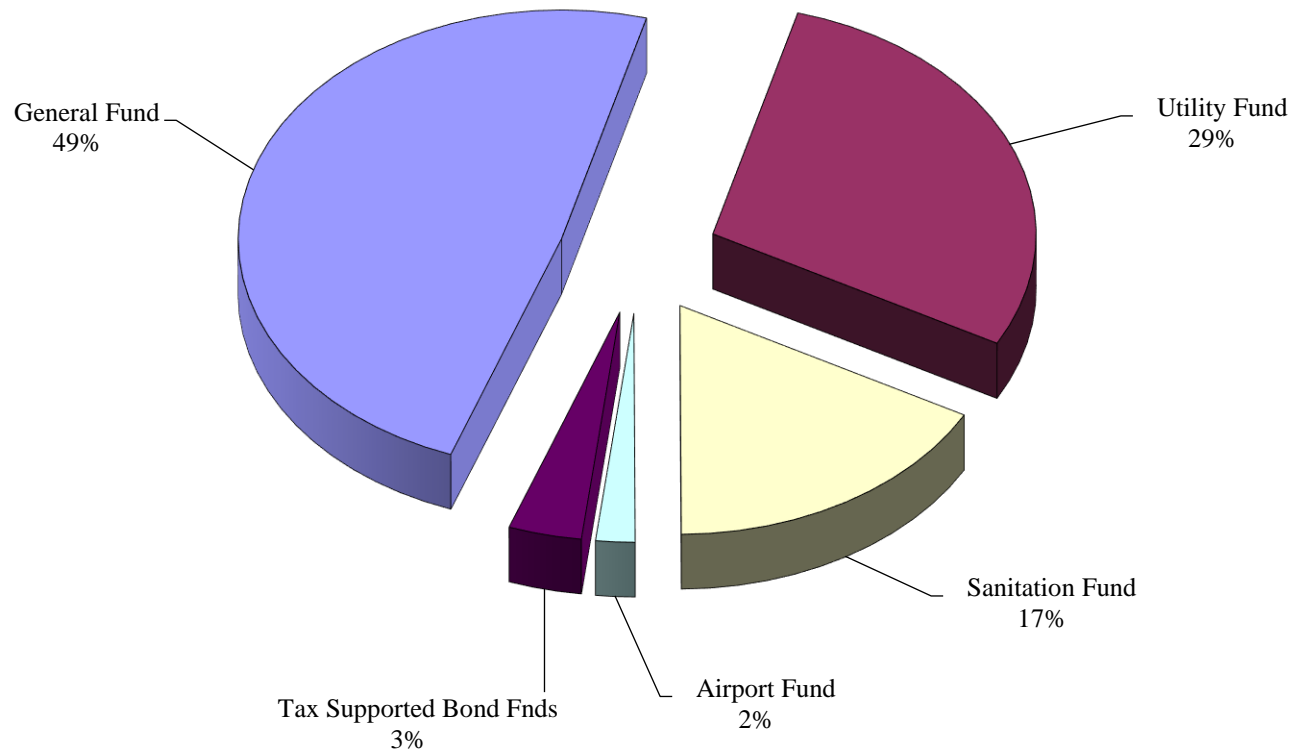
CITY OF BROWNWOOD BUDGET TOTALS

	FY 18/19 ADOPTED	FY 19/20 ADOPTED	AMOUNT CHANGED	% CHANGED
FUND SOURCES:				
General Fund	17,106,486	17,662,538	556,052	3.25%
Utility Fund	10,404,480	10,406,004	1,524	0.01%
Sanitation Fund	5,752,105	6,173,000	420,895	7.32%
Airport Fund	634,000	711,000	77,000	12.15%
Tax Supported Bond Fnds	1,358,194	1,328,326	(29,868)	-2.20%
Trans Reserves-Bonus	86,000	-	(86,000)	-100.00%
Total Revenue	<u><u>35,341,265</u></u>	<u><u>36,280,868</u></u>	<u><u>939,603</u></u>	<u><u>2.66%</u></u>
FUND USES:				
General Fund	19,126,717	19,819,698	692,981	3.62%
Utility Fund	9,000,382	9,070,251	69,869	0.78%
Sanitation Fund	4,839,282	5,053,064	213,782	4.42%
Airport Fund	1,016,690	1,009,529	(7,161)	-0.70%
Tax Supported Bond Fnds	1,358,194	1,328,326	(29,868)	-2.20%
Total Expenses	<u><u>35,341,265</u></u>	<u><u>36,280,868</u></u>	<u><u>939,603</u></u>	<u><u>2.66%</u></u>
Net Budget Balance	<u><u>-</u></u>	<u><u>-</u></u>	<u><u>-</u></u>	

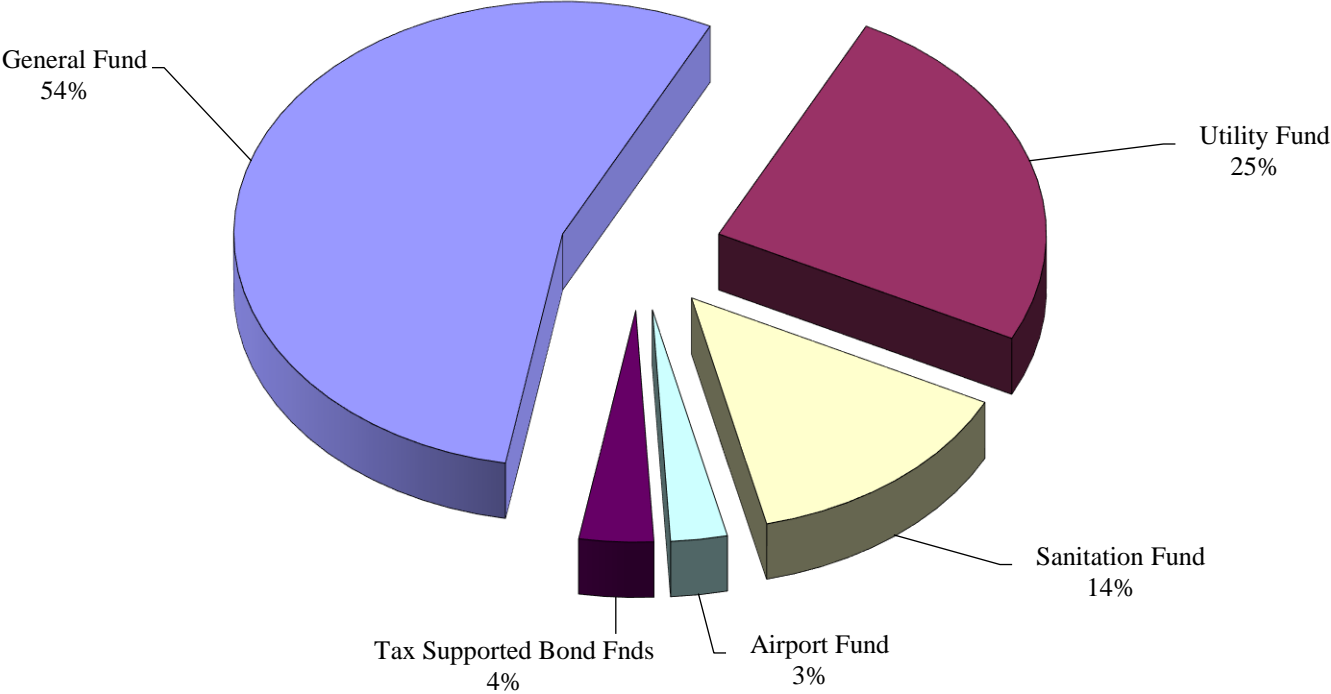
**CITY OF BROWNWOOD
BUDGET TOTALS BY FUND**

	FY 18/19 ADOPTED	FY 19/20 ADOPTED	AMOUNT CHANGED	% CHANGED
GENERAL FUND				
Revenue	17,106,486	17,662,538	556,052	3.25%
Expenditures	19,126,717	19,819,698	692,981	3.62%
Net Deficit	<u>(2,020,231)</u>	<u>(2,157,160)</u>	<u>(136,929)</u>	
UTILITY FUND				
Revenue	10,404,480	10,406,004	1,524	0.01%
Expenses	9,000,382	9,070,251	69,869	0.78%
Net Surplus (Deficit)	<u>1,404,098</u>	<u>1,335,753</u>	<u>(68,345)</u>	
SANITATION FUND				
Revenue	5,752,105	6,173,000	420,895	7.32%
Expenses	4,839,282	5,053,064	213,782	4.42%
Net Surplus	<u>912,823</u>	<u>1,119,936</u>	<u>207,113</u>	
AIRPORT FUND				
Revenue	634,000	711,000	77,000	12.15%
Expenses	1,016,690	1,009,529	(7,161)	-0.70%
Net Deficit	<u>(382,690)</u>	<u>(298,529)</u>	<u>84,161</u>	

Total Budgeted Revenue by Fund FY 19-20

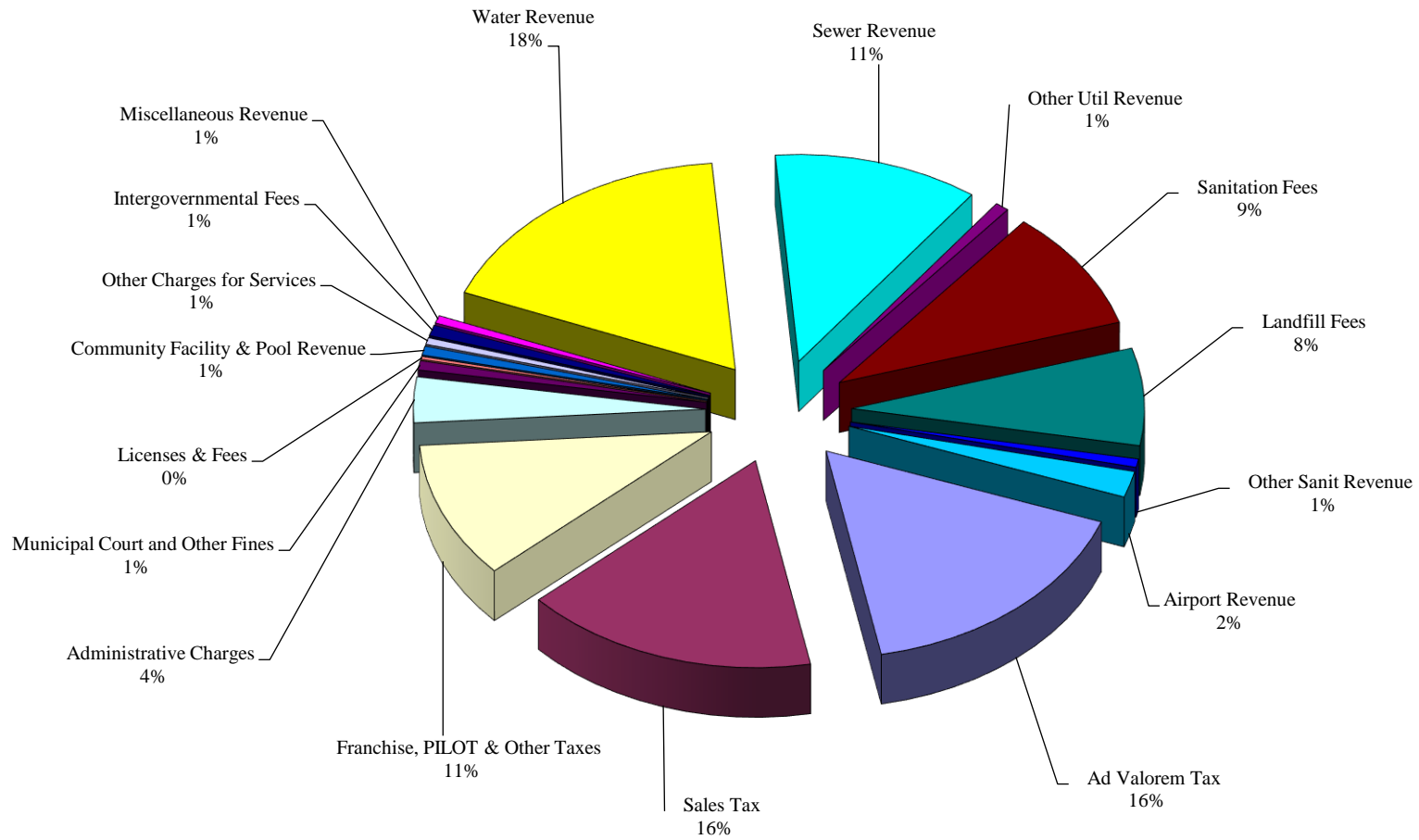


Total Budgeted Expenses by Fund FY 19/20

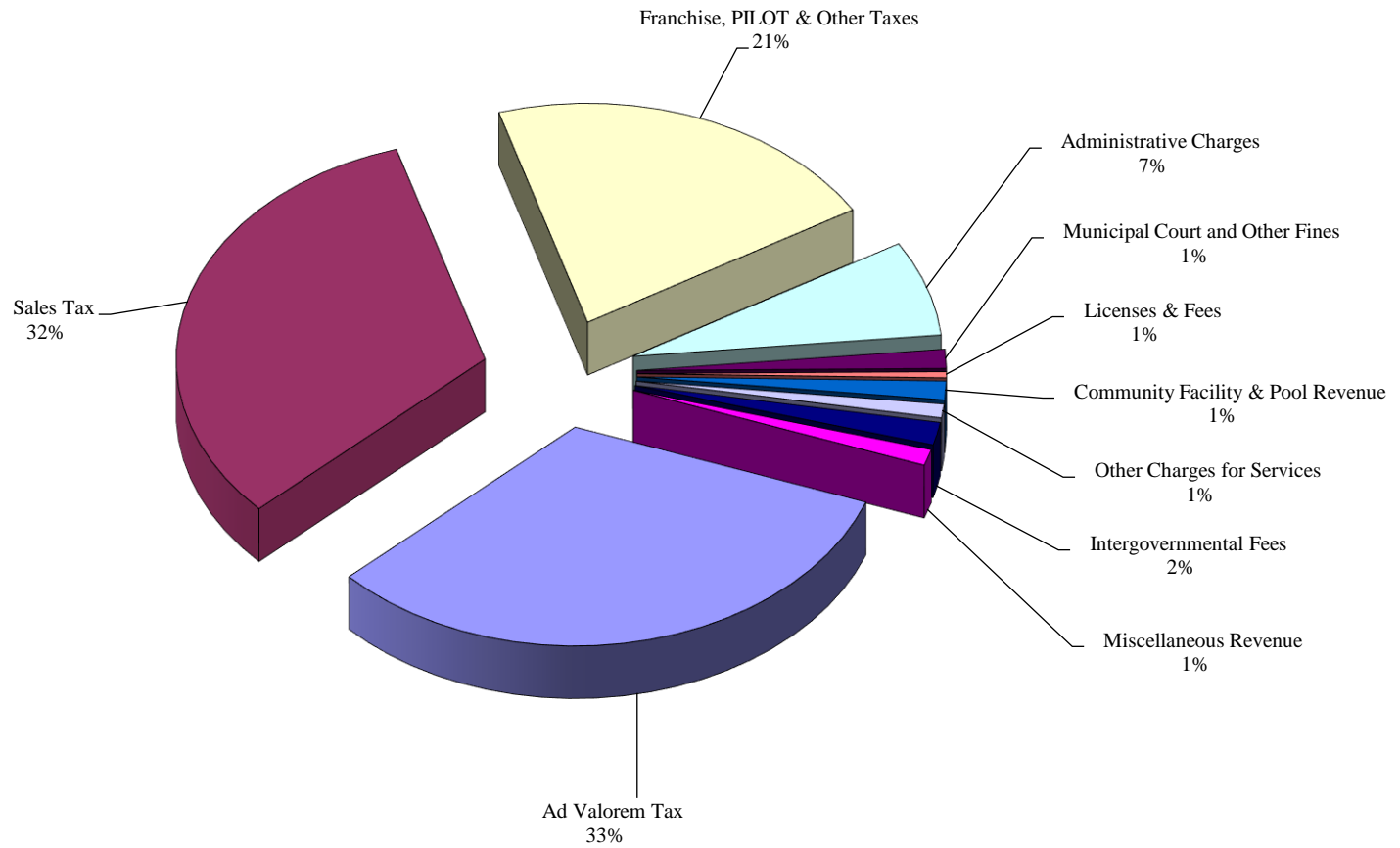


REVENUE	FY 18/19 <u>ADOPTED</u>	FY 19/20 <u>ADOPTED</u>	Amount <u>Change</u>	% <u>Change</u>
General Fund Revenue				
Ad Valorem Tax	5,458,581	5,740,239	281,658	5.16%
Sales Tax	5,580,000	5,705,358	125,358	2.25%
Franchise, PILOT & Other Taxes	3,658,900	3,720,100	61,200	1.67%
Administrative Charges	1,241,600	1,241,604	4	0.00%
Municipal Court and Other Fines	250,000	249,000	(1,000)	-0.40%
Licenses & Fees	77,000	78,000	1,000	1.30%
Community Facility & Pool Revenue	239,500	244,500	5,000	2.09%
Other Charges for Services	182,300	179,600	(2,700)	-1.48%
Intergovernmental Fees	298,605	295,547	(3,058)	-1.02%
Miscellaneous Revenue	<u>120,000</u>	<u>208,590</u>	<u>88,590</u>	<u>73.83%</u>
Total General Fund Revenue	<u>17,106,486</u>	<u>17,662,538</u>	<u>556,052</u>	<u>3.25%</u>
Utility Fund Revenue				
Water Revenue	6,027,766	6,162,210	134,444	2.23%
Sewer Revenue	4,138,414	3,975,794	(162,620)	-3.93%
Other Util Revenue	<u>238,300</u>	<u>268,000</u>	<u>29,700</u>	<u>12.46%</u>
Total Utility Fund Revenue	<u>10,404,480</u>	<u>10,406,004</u>	<u>1,524</u>	<u>0.01%</u>
Sanitation Fund Revenue				
Sanitation Fees	3,200,000	3,296,000	96,000	3.00%
Landfill Fees	2,350,000	2,649,895	299,895	12.76%
Other Sanit Revenue	<u>202,105</u>	<u>227,105</u>	<u>25,000</u>	<u>12.37%</u>
Total Sanitation Fund Revenue	<u>5,752,105</u>	<u>6,173,000</u>	<u>420,895</u>	<u>7.32%</u>
Airport Revenue	<u>634,000</u>	<u>711,000</u>	<u>77,000</u>	<u>12.15%</u>

Revenues FY 19/20



General Fund Revenues FY 19/20



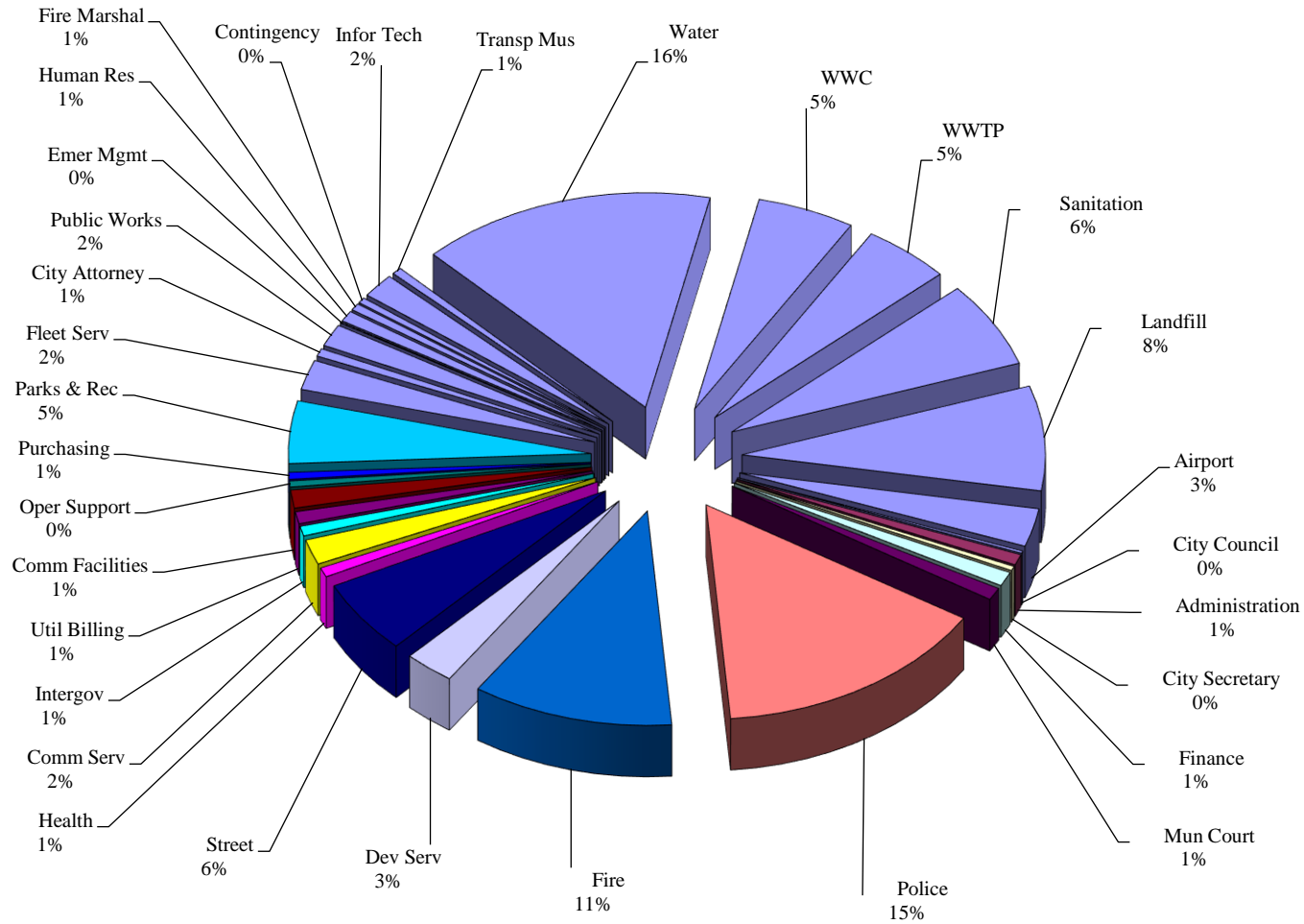
EXPENSES

	FY 18/19	FY 19/20	Amount	%
	<u>ADOPTED</u>	<u>ADOPTED</u>	<u>Change</u>	<u>Change</u>
General Fund Expenditures				
City Council	58,677	59,172	495	0.84%
Administration	268,633	283,193	14,560	5.42%
City Secretary	112,878	114,687	1,809	1.60%
Finance	370,499	375,567	5,068	1.37%
Mun Court	324,976	327,712	2,736	0.84%
Police	5,091,301	5,239,111	147,810	2.90%
Fire	3,590,458	3,786,241	195,783	5.45%
Dev Serv	883,827	947,663	63,836	7.22%
Street	1,896,446	1,959,675	63,229	3.33%
Health	277,258	251,637	(25,621)	-9.24%
Comm Serv	631,550	664,589	33,039	5.23%
Intergov	252,657	257,657	5,000	1.98%
Util Billing	306,900	317,328	10,428	3.40%
Comm Facilities	457,440	477,136	19,696	4.31%
Oper Support	165,711	157,993	(7,718)	-4.66%
Purchasing	179,490	184,545	5,055	2.82%
Parks & Rec	1,620,632	1,658,413	37,781	2.33%
Fleet Serv	718,849	792,362	73,513	10.23%
City Attorney	202,889	207,136	4,247	2.09%
Public Works	594,400	585,616	(8,784)	-1.48%
Emer Mgmt	21,260	23,850	2,590	12.18%
Human Res	287,453	284,239	(3,214)	-1.12%
Fire Marshal	147,735	184,873	37,138	25.14%
Contingency	(100,000)	(148,500)	(48,500)	48.50%
Infor Tech	581,833	639,913	58,080	9.98%
Transp Mus	182,965	187,890	4,925	2.69%
Total Expenditures	<u>19,126,717</u>	<u>19,819,698</u>	<u>692,981</u>	3.62%

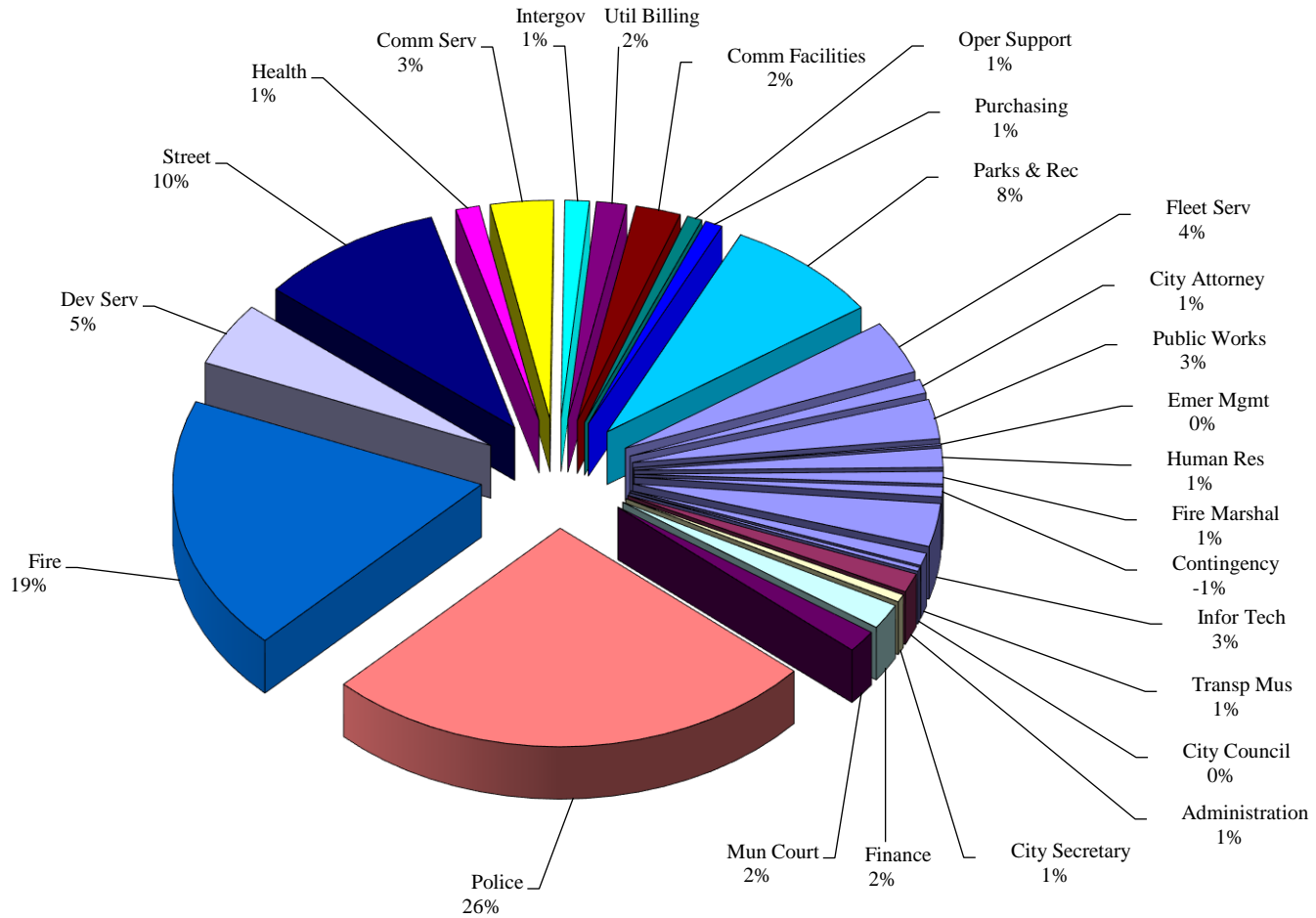
EXPENSES (page 2)

	FY 18/19	FY 19/20	Amount	%
	<u>ADOPTED</u>	<u>ADOPTED</u>	<u>Change</u>	<u>Change</u>
Utility Fund Expenses				
Water	5,539,950	5,569,547	29,597	0.53%
WWC	1,795,321	1,839,830	44,509	2.48%
WWTP	<u>1,665,111</u>	<u>1,660,874</u>	<u>(4,237)</u>	-0.25%
Total Expenses	<u>9,000,382</u>	<u>9,070,251</u>	<u>69,869</u>	0.78%
Sanitation Fund Expenses				
Sanitation	2,226,784	2,275,580	48,796	2.19%
Landfill	<u>2,612,498</u>	<u>2,777,484</u>	<u>164,986</u>	6.32%
Total Expenses	<u>4,839,282</u>	<u>5,053,064</u>	<u>213,782</u>	4.42%
Airport	<u>1,016,690</u>	<u>1,009,529</u>	<u>(7,161)</u>	-0.70%

Expenses FY 19/20



General Fund Expenses FY 19/20



**CITY OF BROWNWOOD
FY 19/20 BUDGET NOTES**

GENERAL FUND:

PROPERTY VALUATIONS AND RATES:

FY 18/19 VALUATIONS: 878,698,518

FY 19/20 VALUATIONS: 924,224,071

NET INCREASE 45,525,553

% INCREASE 5.18%

FY 18/19 CURRENT TAX RATE: 0.7869

FY 19/20 PROPOSED TAX RATE: 0.7869

DIFFERENCE 0

% DIFFERENCE 0.00%

**FY 18/19 PROPERTY
SUBJECT TO FREEZE**

114,578,467

TAX IF NOT FROZEN

901,618

FROZEN TAX ASSESSMENT

803,914

LOSS DUE TO FREEZE

97,704

**FY 19/20 PROPERTY
SUBJECT TO FREEZE**

124,935,983

TAX IF NOT FROZEN

983,121

FROZEN TAX ASSESSMENT

825,518

LOSS DUE TO FREEZE

157,603

FY 18/19 TAX LEVY

6,816,775

FY 19/20 PROPOSED TAX LEVY

7,115,116

DIFFERENCE 298,341

4.38%

**CITY OF BROWNWOOD
FY 19/20 BUDGET NOTES [Page 2]**

UTILITY FUND:

Water Rates:

Consumption Rate:

No changes are proposed.

Base Rate:

We are proposing an increase of \$3.00 per month to the water base rate for a residential 3/4" meter with proportionate increases for larger meters. The base rate would go from \$25.23 per month to \$28.23.

Sewer Rates:

A 3% increase is being proposed. The monthly minimum would go from \$26.88 to \$27.68, an increase of 80¢ per month or \$9.60 per year.

Sanitation Rate:

A 3% increase is being proposed. The residential rate would go from \$21.74 per month to \$22.39, an increase of 65¢ per month or \$7.80 per year.

Landfill Gate Rate:

The gate rate to dispose of trash at the landfill would go from \$42 per ton to \$44, an increase of \$2 per ton.